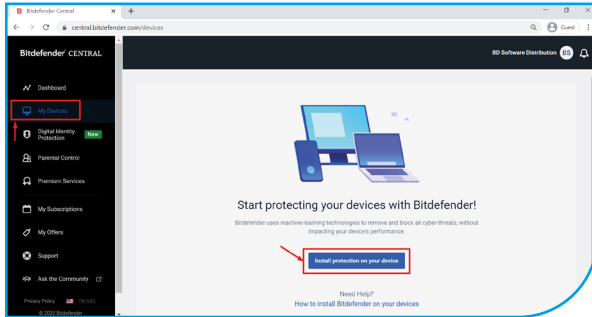


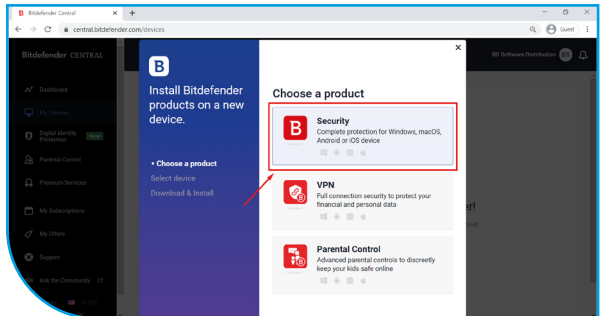
# INSTALLATION

## GUIDE

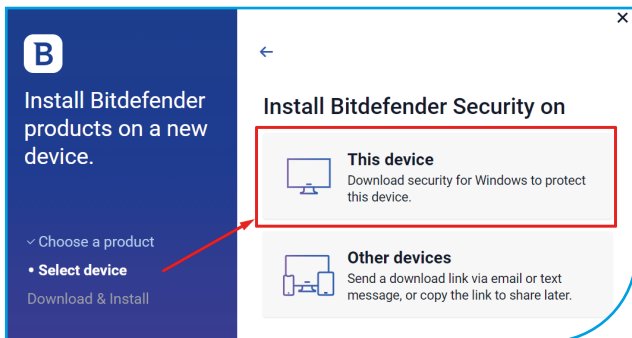
Logon to <https://central.bitdefender.com> and sign in if you already have an existing Central Account or click on **"Create one"** in 3 easy steps to get registered. Now click on **"My Devices"** in your Central Account and click on **"Install protection on your device"**.



Click on **"Security"** to choose from Bitdefender products to be downloaded.



Then choose **"This device"** to download Bitdefender Security on your device, after the Bitdefender agent is downloaded run the same to begin the Installation process.

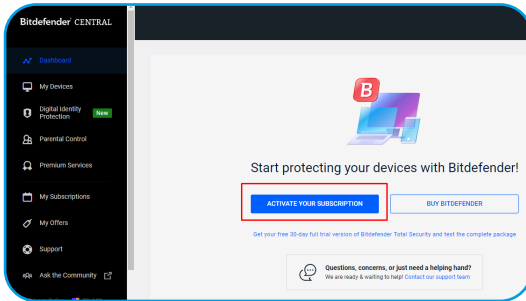


**One product to protect all your devices, without slowing them down**

Bitdefender beats all other security software in both Best Protection & Lowest Impact on Performance. Protect your devices against malware without compromising speed.

# ACTIVATION

GUIDE

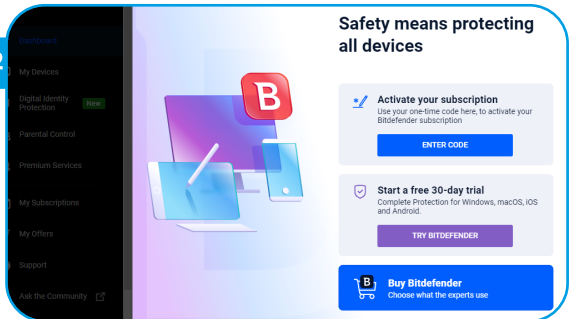


## STEP 1

Visit <https://central.bitdefender.com> and sign in to your Central Account. Once you are logged in to Central account, screen prompt will appear, choose **“Activate a subscription”**.

## STEP 2

A screen will appear, Click on **“Enter Code”**.



## STEP 3

STEP 3/3

### Activate your subscription

Thank you for buying Bitdefender products.  
It's time to make the most of them.

Use your one-time code here, to activate your subscription.

ACTIVATE

On the Next screen, Enter your Activation Code printed below and Click on **“Activate”**



**BD SOFTWARE  
DISTRIBUTION**  
PVT. LTD.

Distributing Safety; Helping Cyberpeace !

FOR SUPPORT

Phone: +91 829 170 5909 | Email: [support@bdsoft.in](mailto:support@bdsoft.in) | Web: [www.bitdefender.in](http://www.bitdefender.in) | [www.bdsoft.in](http://www.bdsoft.in)  
TECHNICAL SUPPORT. : 10.00 am - 07.00 pm (Monday - Friday) ; 10.00 am - 05.00 pm (Saturday)